

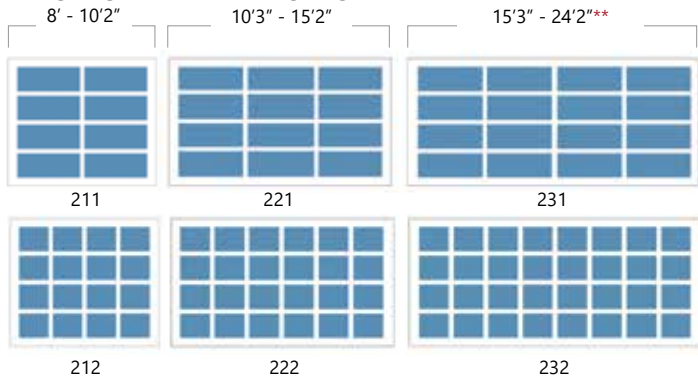
ATHENA



ATHENA SPECS

Panel Styles

23 gauge steel or 14 gauge aluminum.



Available in aluminum only:



201 9'
Max Width

211 Wide 17' 2" Max Width

Insulation

Add insulation for thermal efficiency, noise reduction, durability, and minimal upkeep.




Insulated Frame Upgrade

Window Tint


Insulated glass options are available for all window types. Glass and acrylic have different tints.



Glass/Acrylic



Laminate



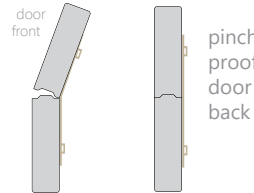
Hardware

Includes roller, track and accessories for a strong and lasting door system.

Martin Premium Hardware Package



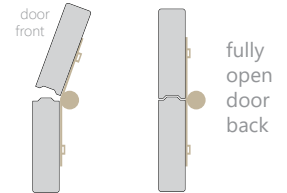
Limited Lifetime Warranty †



Martin Standard Hardware Package




5 Year Warranty †




Standard Steel Paint Colors

Long-lasting baked-on enamel paint. Paint*




Wood Grain



Anodized Finish

A natural looking, durable, and corrosion-resistant finish. Other colors available upon request.

Aluminum




Popular Powder Coat Finishes

Steel (embossed) or Aluminum (smooth)



Solid

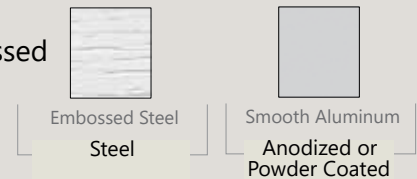


Metallic




Texture

Smooth or embossed textures are available.



Woodgrain Finish

Long-lasting powder coat woodgrain.



Please obtain physical samples before ordering.

† See manufacturer's written warranty for details and limitations.
**Steel limited to 20'2" wide. 24' has 5 panels.
*Available in steel only.

CONTACT YOUR MARTIN DOOR DEALER TODAY

Martin is now a member of
THE PGT INNOVATIONS FAMILY OF BRANDS



2828 S 900 W, Salt Lake City, UT 84119
1-800-388-9310
martindoor.com



08/2023